

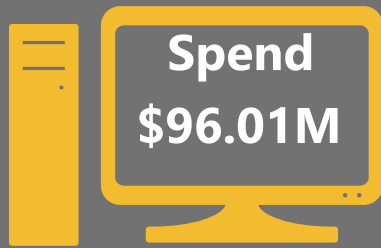


The School Board of Broward County, Florida

Economic Development & Diversity Compliance


FY'23 Q3 SMALL/LOCAL SPEND SCORECARD

PROGRAM ECONOMIC IMPACT



TOTAL CERTIFIED FIRMS

248



Women-Owned

210



Male-Owned

58



Non-Minority

SPEND BY CERTIFICATION STATUS

African-American (MBE)

\$5,472,041

Spend

5.70%

Percentage

Asian-American (MBE)

\$743,676

Spend

0.77%

Percentage

Hispanic-American (MBE)

\$58,838,282

Spend

61.29%

Percentage

Non-Minority (SBE)

\$3,433,071

Spend

3.58%

Percentage

Women-Owned Businesses

\$27,519,892

Spend

28.66%

Percentage

PARTICIPATION ATTAINED

19.09%















































PRIME'S SOLICITATION SUBMISSION EVALUATED

118



\$96.01M SPEND BY COMMODITY CATEGORY WITH 115 CERTIFIED FIRMS

Major Construction	                                           
--------------------	--